



TOMUS

F347

6 MONTH FOLLOW-UP PATIENT SURVEY

**The UITN is supported by cooperative agreements from
the National Institute of Diabetes and Digestive and Kidney Diseases (NIDDK)
in collaboration with
the National Institute of Child Health and Human Development (NICHD)**

TOMMUS

F347: 6 MONTH FOLLOW-UP PATIENT SURVEY 08/28/06 (A)_rev02/08/07

SECTION A: GENERAL STUDY INFORMATION FOR OFFICE USE ONLY:

A1. STUDY ID#: <input type="text" value="LABEL"/>	A2. VISIT # F/U 6 Months.....TF06 Failure.....TFAI
A3. DATE FORM DISTRIBUTED: <u> </u> / <u> </u> / <u> </u> MONTH DAY YEAR	A4. STUDY STAFF INITIALS: _____
A5. MODE: SELF-ADMINISTERED..... 1 INTERVIEWER-ADMINISTERED..... 2	A6. WHICH VERSION OF THIS FORM WAS USED? ENGLISH..... 1 SPANISH 2

MODE1	Frequency	Percent	Cum Freq	Cum Percent
.	68	.	.	.
1	524	99.05	524	99.05
2	5	0.95	529	100.00

Frequency Missing = 68

TOMMUS

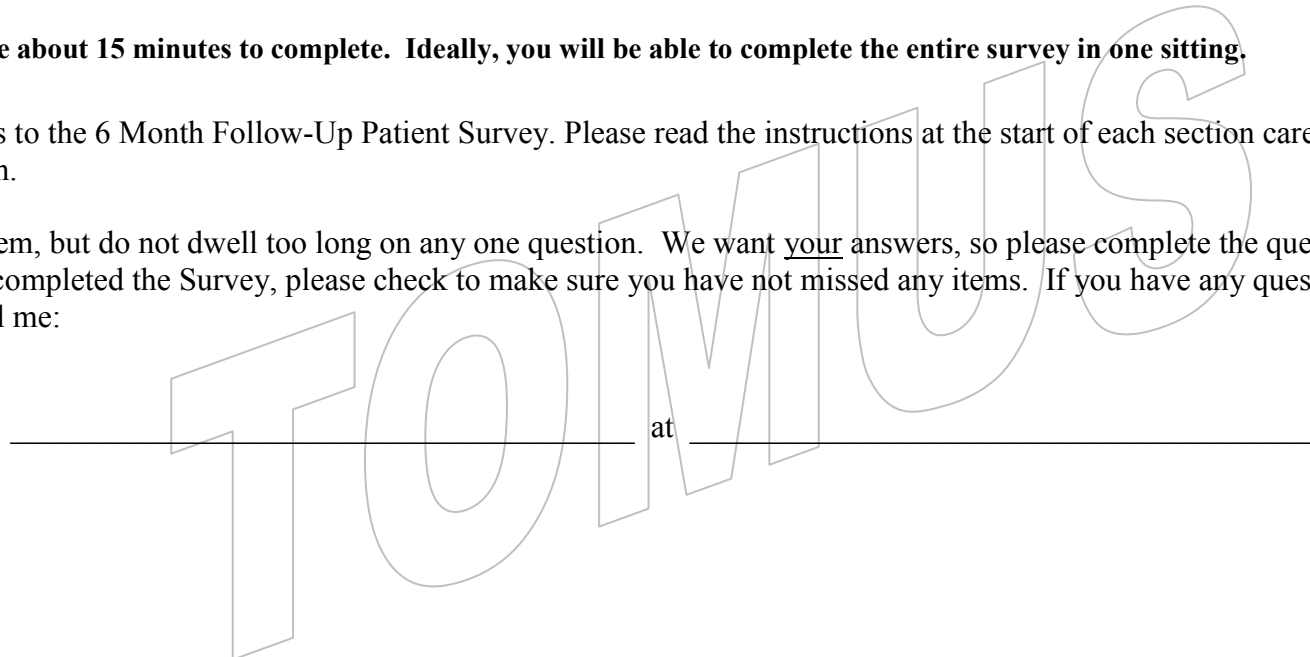
Introduction: This survey contains questions about your satisfaction with the results of your surgery, and measures of your current urinary symptoms, your quality of life, your capabilities to perform routine daily living activities, and sexual activities.

As with all of the information we collect for this research study, all of your responses are completely confidential. Your responses are never linked with your name and your name never appears on any of the research documents. Providing this information will not affect any of your services, benefits, or eligibility for coverage.

This survey should take about 15 minutes to complete. Ideally, you will be able to complete the entire survey in one sitting.

There are five (5) parts to the 6 Month Follow-Up Patient Survey. Please read the instructions at the start of each section carefully before you begin each new section.

Try to answer every item, but do not dwell too long on any one question. We want your answers, so please complete the questionnaire on your own. After you have completed the Survey, please check to make sure you have not missed any items. If you have any questions about any of these items, please call me:



_____ at _____.

A7. What is the date that you are starting to fill out this Survey?

____ / ____ / ____
Month Day Year

Section B: Satisfaction with the Results of Surgery

You have had surgery to reduce urinary incontinence (urine leakage) and to lessen the impact of these symptoms on your life. These questions ask you to tell us how satisfied you are with the result(s) of your bladder surgery related to your symptoms, emotions, and participation in physical and social activities. This information will help us to understand your views of your surgical experience.

GENERAL INSTRUCTIONS: Please read the question and symptoms in the first column. Then, work across the page and tell us about how satisfied or dissatisfied you are with the result of your bladder surgery related to that symptom. Circle the one response that **best** describes your level of satisfaction. If you **NEVER** experienced the symptom (neither before nor after surgery), **DO NOT** rate your satisfaction. **Instead**, circle **NA** in the last column labeled “**Not Applicable (NA)**”.

This section asks about **symptoms** that you may have experienced **before** and/or **after** surgery.

How satisfied or dissatisfied are you with the result of bladder surgery related to the following symptoms....

		Completely dissatisfied	Mostly dissatisfied	Neutral	Mostly satisfied	Completely satisfied	Not Applicable																																			
B1. ...Urine leakage?		1	2	3	4	5	NA																																			
<table border="1"> <thead> <tr> <th>UR_LEAK</th> <th>Frequency</th> <th>Percent</th> <th>Cum Freq</th> <th>Cum Percent</th> </tr> </thead> <tbody> <tr> <td>.</td> <td>71</td> <td>.</td> <td>.</td> <td>.</td> </tr> <tr> <td>1</td> <td>22</td> <td>4.18</td> <td>22</td> <td>4.18</td> </tr> <tr> <td>2</td> <td>24</td> <td>4.56</td> <td>46</td> <td>8.75</td> </tr> <tr> <td>3</td> <td>14</td> <td>2.66</td> <td>60</td> <td>11.41</td> </tr> <tr> <td>4</td> <td>125</td> <td>23.76</td> <td>185</td> <td>35.17</td> </tr> <tr> <td>5</td> <td>341</td> <td>64.83</td> <td>526</td> <td>100.00</td> </tr> </tbody> </table> <p style="text-align: center;">Frequency Missing = 71</p>		UR_LEAK	Frequency	Percent	Cum Freq	Cum Percent	.	71	.	.	.	1	22	4.18	22	4.18	2	24	4.56	46	8.75	3	14	2.66	60	11.41	4	125	23.76	185	35.17	5	341	64.83	526	100.00						
UR_LEAK	Frequency	Percent	Cum Freq	Cum Percent																																						
.	71	.	.	.																																						
1	22	4.18	22	4.18																																						
2	24	4.56	46	8.75																																						
3	14	2.66	60	11.41																																						
4	125	23.76	185	35.17																																						
5	341	64.83	526	100.00																																						
B2. ...An urgency to urinate such that you fear not making it to the bathroom in time?		1	2	3	4	5	NA																																			

UR_URIN	Frequency	Percent	Cum Freq	Cum Percent
.	107	.	.	.
1	13	2.65	13	2.65
2	33	6.73	46	9.39
3	37	7.55	83	16.94
4	154	31.43	237	48.37
5	253	51.63	490	100.00

Frequency Missing = 107

B3. ...Frequent urination?	1	2	3	4	5	NA
----------------------------	----------	----------	----------	----------	----------	-----------

FREQ_URIN	Frequency	Percent	Cum Freq	Cum Percent
.	108	.	.	.
1	15	3.07	15	3.07
2	24	4.91	39	7.98
3	64	13.09	103	21.06
4	109	22.29	212	43.35
5	277	56.65	489	100.00

Frequency Missing = 108

This next section asks about **activities** that you may have limited **before** and/or **after** surgery because of your bladder problem.

How satisfied or dissatisfied are you with the result of bladder surgery regarding your current capability to perform the following activities...

	Completely dissatisfied	Mostly dissatisfied	Neutral	Mostly satisfied	Completely satisfied	Not Applicable																																			
B4. ...Physical activities (e.g. housework, yardwork, going for a walk, dancing, jogging, golfing)?	1	2	3	4	5	NA																																			
<table border="1"> <thead> <tr> <th>PHY_ACT</th> <th>Frequency</th> <th>Percent</th> <th>Cum Freq</th> <th>Cum Percent</th> </tr> </thead> <tbody> <tr> <td>.</td> <td>78</td> <td>.</td> <td>.</td> <td>.</td> </tr> <tr> <td>1</td> <td>16</td> <td>3.08</td> <td>16</td> <td>3.08</td> </tr> <tr> <td>2</td> <td>13</td> <td>2.50</td> <td>29</td> <td>5.59</td> </tr> <tr> <td>3</td> <td>15</td> <td>2.89</td> <td>44</td> <td>8.48</td> </tr> <tr> <td>4</td> <td>87</td> <td>16.76</td> <td>131</td> <td>25.24</td> </tr> <tr> <td>5</td> <td>388</td> <td>74.76</td> <td>519</td> <td>100.00</td> </tr> </tbody> </table> <p>Frequency Missing = 78</p>							PHY_ACT	Frequency	Percent	Cum Freq	Cum Percent	.	78	.	.	.	1	16	3.08	16	3.08	2	13	2.50	29	5.59	3	15	2.89	44	8.48	4	87	16.76	131	25.24	5	388	74.76	519	100.00
PHY_ACT	Frequency	Percent	Cum Freq	Cum Percent																																					
.	78	.	.	.																																					
1	16	3.08	16	3.08																																					
2	13	2.50	29	5.59																																					
3	15	2.89	44	8.48																																					
4	87	16.76	131	25.24																																					
5	388	74.76	519	100.00																																					
B5. ...Social activities (e.g. visiting friends, vacationing, going to church or temple)?	1	2	3	4	5	NA																																			
<table border="1"> <thead> <tr> <th>SOC_ACT</th> <th>Frequency</th> <th>Percent</th> <th>Cum Freq</th> <th>Cum Percent</th> </tr> </thead> <tbody> <tr> <td>.</td> <td>80</td> <td>.</td> <td>.</td> <td>.</td> </tr> <tr> <td>1</td> <td>19</td> <td>3.68</td> <td>19</td> <td>3.68</td> </tr> <tr> <td>2</td> <td>8</td> <td>1.55</td> <td>27</td> <td>5.22</td> </tr> <tr> <td>3</td> <td>11</td> <td>2.13</td> <td>38</td> <td>7.35</td> </tr> <tr> <td>4</td> <td>56</td> <td>10.83</td> <td>94</td> <td>18.18</td> </tr> <tr> <td>5</td> <td>423</td> <td>81.82</td> <td>517</td> <td>100.00</td> </tr> </tbody> </table> <p>Frequency Missing = 80</p>							SOC_ACT	Frequency	Percent	Cum Freq	Cum Percent	.	80	.	.	.	1	19	3.68	19	3.68	2	8	1.55	27	5.22	3	11	2.13	38	7.35	4	56	10.83	94	18.18	5	423	81.82	517	100.00
SOC_ACT	Frequency	Percent	Cum Freq	Cum Percent																																					
.	80	.	.	.																																					
1	19	3.68	19	3.68																																					
2	8	1.55	27	5.22																																					
3	11	2.13	38	7.35																																					
4	56	10.83	94	18.18																																					
5	423	81.82	517	100.00																																					
B6. ...Sexual activity?	1	2	3	4	5	NA																																			

SEX_ACT	Frequency	Percent	Cum Freq	Cum Percent
.	219	.	.	.
1	13	3.44	13	3.44
2	11	2.91	24	6.35
3	37	9.79	61	16.14
4	52	13.76	113	29.89
5	265	70.11	378	100.00

Frequency Missing = 219

This next section asks about **emotions** that you may have experienced **before** and/or **after** surgery because of your bladder problem.

How satisfied or dissatisfied are you with the result of bladder surgery regarding...

	Completely dissatisfied	Mostly dissatisfied	Neutral	Mostly satisfied	Completely satisfied	Not Applicable
B7. ...Your emotions (e.g., feelings of embarrassment, helplessness, frustration, and/or depression)?	1	2	3	4	5	NA

EMOTIONS	Frequency	Percent	Cum Freq	Cum Percent
.	77	.	.	.
1	18	3.46	18	3.46
2	18	3.46	36	6.92
3	21	4.04	57	10.96
4	66	12.69	123	23.65
5	397	76.35	520	100.00

Frequency Missing = 77

Please answer the following questions by circling either **1** (Yes) or **2** (No).

B8. If you could go back in time to when you had your bladder surgery, and knowing what you know now, would you still choose to have the surgery? **Yes 1** **No 2**

SURG_AGAIN	Frequency	Percent	Cum Freq	Cum Percent
.	70	.	.	.
1	509	96.58	509	96.58
2	18	3.42	527	100.00

Frequency Missing = 70

B9. Would you recommend this surgery to a family member or friend? **Yes 1** **No 2**

SURG_REC	Frequency	Percent	Cum Freq	Cum Percent
.	70	.	.	.
1	514	97.53	514	97.53
2	13	2.47	527	100.00

Frequency Missing = 70

Section C: Urinary Symptoms

C1. Circle the one answer that best describes how your urinary tract condition is now, compared with how it was before your incontinence surgery:

- Very much better 1
- Much better 2
- A little better 3
- No change 4
- A little worse 5
- Much worse 6
- Very much worse 7

COND_NOW	Frequency	Percent	Cum Freq	Cum Percent
.	85	.	.	.
1	359	70.12	359	70.12
2	108	21.09	467	91.21
3	26	5.08	493	96.29
4	8	1.56	501	97.85
5	5	0.98	506	98.83
6	4	0.78	510	99.61
7	2	0.39	512	100.00

Frequency Missing = 85

	Never	About once a week or less often	Two or three times a week	About once a day	Several times a day	All the time
C2. How often do you leak urine?	0	1	2	3	4	5

OFTEN_LK	Frequency	Percent	Cum Freq	Cum Percent
.	74	.	.	.
0	232	44.36	232	44.36
1	163	31.17	395	75.53
2	51	9.75	446	85.28
3	29	5.54	475	90.82
4	44	8.41	519	99.24

OFTEN_LK	Frequency	Percent	Cum Freq	Cum Percent
5	4	0.76	523	100.00



Frequency Missing = 74

	None	A small amount	A moderate amount	A large amount
C3. We would like to know how much urine you think leaks. How much urine do you usually leak whether you wear protection or not?	0	1	2	3

USUAL_LK	Frequency	Percent	Cum Freq	Cum Percent
.	75	.	.	.
0	238	45.59	238	45.59
1	253	48.47	491	94.06
2	28	5.36	519	99.43
3	3	0.57	522	100.00

Frequency Missing = 75

C4. Overall, how much does leaking interfere with your everyday life? Draw a single vertical line at the point on this line from “not at all” to “a great deal” that represents how much leaking interferes with your daily life.



C4 Code

Analysis Variable : LK_INTERFERE								
N	N Miss	Mean	SD	Minimum	Lower Quartile	Median	Upper Quartile	Maximum
527	0	9.4	23.5	0.0	0.0	0.0	5.0	150.0

LK_INTERFERE	Frequency	Percent	Cum Freq	Cum Percent
.	70	100.00	70	100.00

Please tell us when urine leaks. Circle YES for all that apply to you and NO for those that do not.

	Yes	No
C5. Never – urine does not leak	Yes 1	No 2

NEVER_LEAK	Frequency	Percent	Cum Freq	Cum Percent
.	71	.	.	.
1	224	42.59	224	42.59
2	302	57.41	526	100.00

Frequency Missing = 71

	Yes	No
C6. Leaks before you can get to the toilet	Yes 1	No 2

LK_TOILET	Frequency	Percent	Cum Freq	Cum Percent
.	70	.	.	.
1	189	35.86	189	35.86
2	338	64.14	527	100.00

Frequency Missing = 70

	Yes	No
C7. Leaks when you cough or sneeze	Yes 1	No 2

LK_COUGH	Frequency	Percent	Cum Freq	Cum Percent
.	71	.	.	.
1	88	16.73	88	16.73
2	438	83.27	526	100.00

Frequency Missing = 71

C8. Leaks when you are asleep		Yes 1	No 2																				
<table border="1"> <thead> <tr> <th>LK_ASLEEP</th> <th>Frequency</th> <th>Percent</th> <th>Cum Freq</th> <th>Cum Percent</th> </tr> </thead> <tbody> <tr> <td>.</td> <td>71</td> <td>.</td> <td>.</td> <td>.</td> </tr> <tr> <td>1</td> <td>43</td> <td>8.17</td> <td>43</td> <td>8.17</td> </tr> <tr> <td>2</td> <td>483</td> <td>91.83</td> <td>526</td> <td>100.00</td> </tr> </tbody> </table> <p>Frequency Missing = 71</p>				LK_ASLEEP	Frequency	Percent	Cum Freq	Cum Percent	.	71	.	.	.	1	43	8.17	43	8.17	2	483	91.83	526	100.00
LK_ASLEEP	Frequency	Percent	Cum Freq	Cum Percent																			
.	71	.	.	.																			
1	43	8.17	43	8.17																			
2	483	91.83	526	100.00																			
C9. Leaks when you are physically active/exercising		Yes 1	No 2																				
<table border="1"> <thead> <tr> <th>LK_ACTIVE</th> <th>Frequency</th> <th>Percent</th> <th>Cum Freq</th> <th>Cum Percent</th> </tr> </thead> <tbody> <tr> <td>.</td> <td>71</td> <td>.</td> <td>.</td> <td>.</td> </tr> <tr> <td>1</td> <td>91</td> <td>17.30</td> <td>91</td> <td>17.30</td> </tr> <tr> <td>2</td> <td>435</td> <td>82.70</td> <td>526</td> <td>100.00</td> </tr> </tbody> </table> <p>Frequency Missing = 71</p>				LK_ACTIVE	Frequency	Percent	Cum Freq	Cum Percent	.	71	.	.	.	1	91	17.30	91	17.30	2	435	82.70	526	100.00
LK_ACTIVE	Frequency	Percent	Cum Freq	Cum Percent																			
.	71	.	.	.																			
1	91	17.30	91	17.30																			
2	435	82.70	526	100.00																			
C10. Leaks when you have finished urinating and are dressed		Yes 1	No 2																				
<table border="1"> <thead> <tr> <th>LK_DRESS</th> <th>Frequency</th> <th>Percent</th> <th>Cum Freq</th> <th>Cum Percent</th> </tr> </thead> <tbody> <tr> <td>.</td> <td>71</td> <td>.</td> <td>.</td> <td>.</td> </tr> <tr> <td>1</td> <td>79</td> <td>15.02</td> <td>79</td> <td>15.02</td> </tr> <tr> <td>2</td> <td>447</td> <td>84.98</td> <td>526</td> <td>100.00</td> </tr> </tbody> </table> <p>Frequency Missing = 71</p>				LK_DRESS	Frequency	Percent	Cum Freq	Cum Percent	.	71	.	.	.	1	79	15.02	79	15.02	2	447	84.98	526	100.00
LK_DRESS	Frequency	Percent	Cum Freq	Cum Percent																			
.	71	.	.	.																			
1	79	15.02	79	15.02																			
2	447	84.98	526	100.00																			
C11. Leaks for no obvious reason		Yes 1	No 2																				

LK_OBVIOUS	Frequency	Percent	Cum Freq	Cum Percent
.	72	.	.	.
1	70	13.33	70	13.33
2	455	86.67	525	100.00

Frequency Missing = 72

C12. Leaks all the time	Yes 1	No 2
-------------------------	----------	---------

LK_ALLTIME	Frequency	Percent	Cum Freq	Cum Percent
.	71	.	.	.
1	13	2.47	13	2.47
2	513	97.53	526	100.00

Frequency Missing = 71

Section D: Quality of Life, Part II

These questions deal specifically with your accidental urine loss and/or prolapse. The symptoms in this section have been described by women who experience accidental urine loss and/or prolapse. Please indicate which symptoms you are now experiencing, and how bothersome they are for you. Be sure to circle an answer for all items.

GENERAL INSTRUCTIONS: Please read the first column of symptoms and circle "Yes" or "No" for each symptom. Then, for each question marked by a "Yes" answer, work across the page and tell us how bothersome that symptom is for you currently.

Do you currently experience

	Yes	No
D1. ...frequent urination?	Yes 1	No 2

FREQ_URINE	Frequency	Percent	Cum Freq	Cum Percent
.	69	.	.	.
1	120	22.73	120	22.73
2	408	77.27	528	100.00

Frequency Missing = 69

	Yes	No
D2. ...a strong feeling of urgency to empty your bladder?	Yes 1	No 2

IF YES,
Circle the one response below that best describes how bothersome that symptom is for you.

Not at all bothersome	Slightly bothersome	Moderately bothersome	Greatly bothersome
0	1	2	3

FREQ_URINE_A	Frequency	Percent	Cum Freq	Cum Percent
.	70	.	.	.
0	429	81.40	429	81.40
1	57	10.82	486	92.22
2	26	4.93	512	97.15
3	15	2.85	527	100.00

Frequency Missing = 70

0	1	2	3
---	---	---	---

URGENCY	Frequency	Percent	Cum Freq	Cum Percent
.	68	.	.	.
1	157	29.68	157	29.68
2	372	70.32	529	100.00

Frequency Missing = 68

D3. ...urine leakage related to the feeling of urgency?

Yes	No
1	2

URGE_LEAK	Frequency	Percent	Cum Freq	Cum Percent
.	68	.	.	.
1	163	30.81	163	30.81
2	366	69.19	529	100.00

Frequency Missing = 68

D4. ...urine leakage related to physical activity, coughing or sneezing?

Yes	No
1	2

ACTV_LEAK	Frequency	Percent	Cum Freq	Cum Percent
.	68	.	.	.
1	105	19.85	105	19.85
2	424	80.15	529	100.00

Frequency Missing = 68

URGENCY_A	Frequency	Percent	Cum Freq	Cum Percent
.	69	.	.	.
0	394	74.62	394	74.62
1	82	15.53	476	90.15
2	35	6.63	511	96.78
3	17	3.22	528	100.00

Frequency Missing = 69

0	1	2	3
---	---	---	---

URGE_LEAK_A	Frequency	Percent	Cum Freq	Cum Percent
.	68	.	.	.
0	384	72.59	384	72.59
1	85	16.07	469	88.66
2	42	7.94	511	96.60
3	18	3.40	529	100.00

Frequency Missing = 68

0	1	2	3
---	---	---	---

ACTV_LEAK_A	Frequency	Percent	Cum Freq	Cum Percent
.	68	.	.	.
0	436	82.42	436	82.42
1	52	9.83	488	92.25
2	27	5.10	515	97.35
3	14	2.65	529	100.00

Frequency Missing = 68

D5. ...general urine leakage **not** related to urgency or activity?

Yes
1 No
2

GEN_LEAK	Frequency	Percent	Cum Freq	Cum Percent
.	69	.	.	.
1	58	10.98	58	10.98
2	470	89.02	528	100.00

Frequency Missing = 69

D6. ...small amounts of urine leakage (that is, drops)?

Yes
1 No
2

SMALL_LEAK	Frequency	Percent	Cum Freq	Cum Percent
.	68	.	.	.
1	235	44.42	235	44.42
2	294	55.58	529	100.00

Frequency Missing = 68

D7. ...large amounts of urine leakage?

Yes
1 No
2

LARGE_LEAK	Frequency	Percent	Cum Freq	Cum Percent
.	68	.	.	.
1	44	8.32	44	8.32
2	485	91.68	529	100.00

Frequency Missing = 68

0 1 2 3

GEN_LEAK_A	Frequency	Percent	Cum Freq	Cum Percent
.	69	.	.	.
0	471	89.20	471	89.20
1	29	5.49	500	94.70
2	21	3.98	521	98.67
3	7	1.33	528	100.00

Frequency Missing = 69

0 1 2 3

SMALL_LEAK_A	Frequency	Percent	Cum Freq	Cum Percent
.	69	.	.	.
0	358	67.80	358	67.80
1	127	24.05	485	91.86
2	36	6.82	521	98.67
3	7	1.33	528	100.00

Frequency Missing = 69

0 1 2 3

LARGE_LEAK_A	Frequency	Percent	Cum Freq	Cum Percent
.	68	.	.	.
0	485	91.68	485	91.68
1	2	0.38	487	92.06
2	18	3.40	505	95.46
3	24	4.54	529	100.00

Frequency Missing = 68

Affix ID Label Here

D8. ...nighttime urination?

Yes
1

No
2

NITE_LEAK	Frequency	Percent	Cum Freq	Cum Percent
.	68	.	.	.
1	170	32.14	170	32.14
2	359	67.86	529	100.00

Frequency Missing = 68

0

1

2

3

NITE_LEAK_A	Frequency	Percent	Cum Freq	Cum Percent
.	69	.	.	.
0	416	78.79	416	78.79
1	69	13.07	485	91.86
2	30	5.68	515	97.54
3	13	2.46	528	100.00

Frequency Missing = 69

TOMMUS

Do you currently experience

	Yes	No
D9. ...bedwetting?	Yes 1	No 2

BED_WET	Frequency	Percent	Cum Freq	Cum Percent
.	68	.	.	.
1	7	1.32	7	1.32
2	522	98.68	529	100.00

Frequency Missing = 68

	Yes	No
D10. ...difficulty emptying your bladder?	Yes 1	No 2

DIFF_EMPTY	Frequency	Percent	Cum Freq	Cum Percent
.	69	.	.	.
1	67	12.69	67	12.69
2	461	87.31	528	100.00

Frequency Missing = 69

	Yes	No
D11. ...a feeling of incomplete bladder emptying?	Yes 1	No 2

IF YES,

Circle the one response below that best describes how bothersome that symptom is for you.

Not at all bothersome	Slightly bothersome	Moderately bothersome	Greatly bothersome
0	1	2	3

BED_WET_A	Frequency	Percent	Cum Freq	Cum Percent
.	68	.	.	.
0	522	98.68	522	98.68
1	2	0.38	524	99.05
2	3	0.57	527	99.62
3	2	0.38	529	100.00

Frequency Missing = 68

	0	1	2	3
D10. ...difficulty emptying your bladder?				

DIFF_EMPT_A	Frequency	Percent	Cum Freq	Cum Percent
.	69	.	.	.
0	464	87.88	464	87.88
1	46	8.71	510	96.59
2	14	2.65	524	99.24
3	4	0.76	528	100.00

Frequency Missing = 69

	0	1	2	3
D11. ...a feeling of incomplete bladder emptying?				

INCOM_BLAD	Frequency	Percent	Cum Freq	Cum Percent
.	69	.	.	.
1	111	21.02	111	21.02
2	417	78.98	528	100.00

Frequency Missing = 69

D12. ...lower abdominal pressure?	Yes 1	No 2
-----------------------------------	----------	---------

ABD_PRESS	Frequency	Percent	Cum Freq	Cum Percent
.	68	.	.	.
1	42	7.94	42	7.94
2	487	92.06	529	100.00

Frequency Missing = 68

D13. ...pain when urinating?	Yes 1	No 2
------------------------------	----------	---------

PAIN_URIN	Frequency	Percent	Cum Freq	Cum Percent
.	68	.	.	.
1	11	2.08	11	2.08
2	518	97.92	529	100.00

Frequency Missing = 68

D14. ...pain in the lower abdominal or genital area?	Yes 1	No 2
--	----------	---------

INCOM_BLAD_A	Frequency	Percent	Cum Freq	Cum Percent
.	69	.	.	.
0	428	81.06	428	81.06
1	77	14.58	505	95.64
2	15	2.84	520	98.48
3	8	1.52	528	100.00

Frequency Missing = 69

0	1	2	3
---	---	---	---

ABD_PRESS_A	Frequency	Percent	Cum Freq	Cum Percent
.	68	.	.	.
0	493	93.19	493	93.19
1	32	6.05	525	99.24
2	4	0.76	529	100.00

Frequency Missing = 68

0	1	2	3
---	---	---	---

PAIN_URIN_A	Frequency	Percent	Cum Freq	Cum Percent
.	68	.	.	.
0	519	98.11	519	98.11
1	7	1.32	526	99.43
2	3	0.57	529	100.00

Frequency Missing = 68

0	1	2	3
---	---	---	---

ABD_PAIN	Frequency	Percent	Cum Freq	Cum Percent
.	68	.	.	.
1	27	5.10	27	5.10
2	502	94.90	529	100.00

Frequency Missing = 68

D15. ...heaviness or dullness in the pelvic area?	Yes 1	No 2
---	----------	---------

DULL_PELVIC	Frequency	Percent	Cum Freq	Cum Percent
.	68	.	.	.
1	25	4.73	25	4.73
2	504	95.27	529	100.00

Frequency Missing = 68

D16. ...a feeling of bulging or protrusion in the vaginal area?	Yes 1	No 2
---	----------	---------

PROT_FEEL	Frequency	Percent	Cum Freq	Cum Percent
.	68	.	.	.
1	17	3.21	17	3.21
2	512	96.79	529	100.00

Frequency Missing = 68

ABD_PAIN_A	Frequency	Percent	Cum Freq	Cum Percent
.	68	.	.	.
0	504	95.27	504	95.27
1	21	3.97	525	99.24
2	3	0.57	528	99.81
3	1	0.19	529	100.00

Frequency Missing = 68

0	1	2	3
---	---	---	---

DUL_PELVIC_A	Frequency	Percent	Cum Freq	Cum Percent
.	68	.	.	.
0	506	95.65	506	95.65
1	21	3.97	527	99.62
2	2	0.38	529	100.00

Frequency Missing = 68

0	1	2	3
---	---	---	---

PROT_FEEL_A	Frequency	Percent	Cum Freq	Cum Percent
.	68	.	.	.
0	515	97.35	515	97.35
1	7	1.32	522	98.68
2	4	0.76	526	99.43
3	3	0.57	529	100.00

Frequency Missing = 68

D17. ...bulging or protrusion you can see in the vaginal area?

Yes
1 No
2

PROT_SEE	Frequency	Percent	Cum Freq	Cum Percent
.	68	.	.	.
1	9	1.70	9	1.70
2	520	98.30	529	100.00

Frequency Missing = 68

D18. ...pelvic discomfort when standing or physically exerting yourself?

Yes
1 No
2

PELV_DIS	Frequency	Percent	Cum Freq	Cum Percent
.	68	.	.	.
1	16	3.02	16	3.02
2	513	96.98	529	100.00

Frequency Missing = 68

D19. Do you have to push on the vagina or perineum to empty your bladder?

Yes
1 No
2

PUSH_BLAD	Frequency	Percent	Cum Freq	Cum Percent
.	68	.	.	.
1	17	3.21	17	3.21
2	512	96.79	529	100.00

Frequency Missing = 68

0 1 2 3

PROT_SEE_A	Frequency	Percent	Cum Freq	Cum Percent
.	68	.	.	.
0	522	98.68	522	98.68
1	3	0.57	525	99.24
2	1	0.19	526	99.43
3	3	0.57	529	100.00

Frequency Missing = 68

0 1 2 3

PELV_DIS_A	Frequency	Percent	Cum Freq	Cum Percent
.	68	.	.	.
0	514	97.16	514	97.16
1	8	1.51	522	98.68
2	6	1.13	528	99.81
3	1	0.19	529	100.00

Frequency Missing = 68

0 1 2 3

PUSH_BLAD_A	Frequency	Percent	Cum Freq	Cum Percent
.	69	.	.	.
0	515	97.54	515	97.54
1	11	2.08	526	99.62
2	2	0.38	528	100.00

Frequency Missing = 69

D21. Do you experience any **other** symptoms related to accidental urine loss or prolapse? YES..... 1
 NO..... 2 → **SKIP TO D22**

OTH_SYMP	Frequency	Percent	Cum Freq	Cum Percent
.	68	.	.	.
1	36	6.81	36	6.81
2	493	93.19	529	100.00

Frequency Missing = 68

D21a. If yes, what is it (are they)? _____

D22. Please go back and review all of the symptoms in Section D above, items D1 – 21, and write below the one symptom that bothers you the most. For this item, please list **one** symptom only.

Some women find that accidental urine loss and/or prolapse may affect their activities, relationships, and feelings. The questions in this section refer to areas in your life which may have been influenced or changed by your problem. For each question in this section, circle the one response that best describes how much your activities, relationships and feelings are being affected by urine leakage and/or prolapse.

To what extent has accidental urine loss and/or prolapse affected your

	Not at all	Slightly	Moderately	Greatly
D23. ...ability to do household chores (cooking, housecleaning, laundry)?	0	1	2	3

CHORES	Frequency	Percent	Cum Freq	Cum Percent
.	70	.	.	.
0	491	93.17	491	93.17
1	27	5.12	518	98.29
2	6	1.14	524	99.43
3	3	0.57	527	100.00

Frequency Missing = 70

D24. ...ability to do usual maintenance or repair work done in home or yard?	0	1	2	3
--	---	---	---	---

REPAIR	Frequency	Percent	Cum Freq	Cum Percent
.	70	.	.	.
0	478	90.70	478	90.70
1	30	5.69	508	96.39
2	12	2.28	520	98.67
3	7	1.33	527	100.00

Frequency Missing = 70

D25. ...shopping activities?	0	1	2	3
------------------------------	---	---	---	---

SHOPPING	Frequency	Percent	Cum Freq	Cum Percent
.	70	.	.	.
0	467	88.61	467	88.61
1	36	6.83	503	95.45
2	18	3.42	521	98.86
3	6	1.14	527	100.00

Frequency Missing = 70

D26. ...hobbies and pastime activities?

0	1	2	3
---	---	---	---

HOBBIES	Frequency	Percent	Cum Freq	Cum Percent
.	71	.	.	.
0	485	92.21	485	92.21
1	25	4.75	510	96.96
2	10	1.90	520	98.86
3	6	1.14	526	100.00

Frequency Missing = 71

D27. ...physical recreational activities such as walking, swimming, or other exercise?

0	1	2	3
---	---	---	---

RECR_ACT	Frequency	Percent	Cum Freq	Cum Percent
.	70	.	.	.
0	438	83.11	438	83.11
1	52	9.87	490	92.98
2	21	3.98	511	96.96
3	16	3.04	527	100.00

Frequency Missing = 70

D28. ...entertainment activities such as going to a movie or concert?



ENTER_ACT	Frequency	Percent	Cum Freq	Cum Percent
.	70	.	.	.
0	479	90.89	479	90.89
1	27	5.12	506	96.02
2	15	2.85	521	98.86
3	6	1.14	527	100.00

Frequency Missing = 70

To what extent has accidental urine loss and/or prolapse affected your

	Not at all	Slightly	Moderately	Greatly																														
D29. ...ability to travel by car or bus for distances less than 20 minutes away from home?	0	1	2	3																														
<table border="1"> <thead> <tr> <th>TRAV LESS 20</th> <th>Frequency</th> <th>Percent</th> <th>Cum Freq</th> <th>Cum Percent</th> </tr> </thead> <tbody> <tr> <td>.</td> <td>69</td> <td>.</td> <td>.</td> <td>.</td> </tr> <tr> <td>0</td> <td>498</td> <td>94.32</td> <td>498</td> <td>94.32</td> </tr> <tr> <td>1</td> <td>18</td> <td>3.41</td> <td>516</td> <td>97.73</td> </tr> <tr> <td>2</td> <td>9</td> <td>1.70</td> <td>525</td> <td>99.43</td> </tr> <tr> <td>3</td> <td>3</td> <td>0.57</td> <td>528</td> <td>100.00</td> </tr> </tbody> </table> <p>Frequency Missing = 69</p>					TRAV LESS 20	Frequency	Percent	Cum Freq	Cum Percent	.	69	.	.	.	0	498	94.32	498	94.32	1	18	3.41	516	97.73	2	9	1.70	525	99.43	3	3	0.57	528	100.00
TRAV LESS 20	Frequency	Percent	Cum Freq	Cum Percent																														
.	69	.	.	.																														
0	498	94.32	498	94.32																														
1	18	3.41	516	97.73																														
2	9	1.70	525	99.43																														
3	3	0.57	528	100.00																														
D30. ...ability to travel by car or bus for distances greater than 20 minutes away from home?	0	1	2	3																														

TRAV_GRT_20	Frequency	Percent	Cum Freq	Cum Percent
.	69	.	.	.
0	458	86.74	458	86.74
1	45	8.52	503	95.27
2	14	2.65	517	97.92
3	11	2.08	528	100.00

Frequency Missing = 69

D31. ...going to places if you are not sure about available restrooms?

0

1

2

3

GOING PLACE	Frequency	Percent	Cum Freq	Cum Percent
.	69	.	.	.
0	395	74.81	395	74.81
1	86	16.29	481	91.10
2	28	5.30	509	96.40
3	19	3.60	528	100.00

Frequency Missing = 69

D32. ...going on vacation?

0

1


2

3

VACATION	Frequency	Percent	Cum Freq	Cum Percent
.	72	.	.	.
0	470	89.52	470	89.52
1	32	6.10	502	95.62
2	15	2.86	517	98.48
3	8	1.52	525	100.00

Frequency Missing = 72

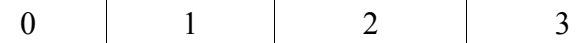
D33. ...church or temple attendance?



CHURCH	Frequency	Percent	Cum Freq	Cum Percent
.	70	.	.	.
0	496	94.12	496	94.12
1	14	2.66	510	96.77
2	14	2.66	524	99.43
3	3	0.57	527	100.00

Frequency Missing = 70


D34. ...volunteer activities?



VOL_ACT	Frequency	Percent	Cum Freq	Cum Percent
.	72	.	.	.
0	499	95.05	499	95.05
1	11	2.10	510	97.14
2	12	2.29	522	99.43
3	3	0.57	525	100.00

Frequency Missing = 72

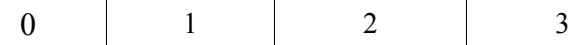
D35. ...employment (work) outside the home?



WORK_OUT	Frequency	Percent	Cum Freq	Cum Percent
.	77	.	.	.
0	487	93.65	487	93.65
1	22	4.23	509	97.88
2	8	1.54	517	99.42
3	3	0.58	520	100.00

Frequency Missing = 77

D36. ...having friends visit you in your home?



VISIT_FRNDS	Frequency	Percent	Cum Freq	Cum Percent
.	69	.	.	.
0	506	95.83	506	95.83
1	11	2.08	517	97.92
2	9	1.70	526	99.62
3	2	0.38	528	100.00

Frequency Missing = 69

D37. ...participation in social activities outside your home?	0	1	2	3
---	---	---	---	---

SOC_OUT_ACT	Frequency	Percent	Cum Freq	Cum Percent
.	69	.	.	.
0	478	90.53	478	90.53
1	29	5.49	507	96.02
2	14	2.65	521	98.67
3	7	1.33	528	100.00

Frequency Missing = 69

D38. ...relationship with friends?	0	1	2	3
------------------------------------	---	---	---	---

FRIENDS	Frequency	Percent	Cum Freq	Cum Percent
.	70	.	.	.
0	502	95.26	502	95.26
1	12	2.28	514	97.53
2	9	1.71	523	99.24
3	4	0.76	527	100.00

Frequency Missing = 70

D39. ...relationship with family excluding husband/companion?	0	1	2	3
---	---	---	---	---

FAMILY	Frequency	Percent	Cum Freq	Cum Percent
.	70	.	.	.
0	502	95.26	502	95.26
1	13	2.47	515	97.72
2	8	1.52	523	99.24
3	4	0.76	527	100.00

Frequency Missing = 70

D40. ...ability to have sexual relations?	0	1	2	3
---	---	---	---	---

HAVE_SEX	Frequency	Percent	Cum Freq	Cum Percent
.	87	.	.	.
0	450	88.24	450	88.24
1	40	7.84	490	96.08
2	12	2.35	502	98.43
3	8	1.57	510	100.00

Frequency Missing = 87

D41. ...the way you dress?

0 1 2 3

WAY_DRESS	Frequency	Percent	Cum Freq	Cum Percent
.	69	.	.	.
0	464	87.88	464	87.88
1	38	7.20	502	95.08
2	15	2.84	517	97.92
3	11	2.08	528	100.00

Frequency Missing = 69

D42. ...emotional health?

0 1 2 3

EMO_HEALTH	Frequency	Percent	Cum Freq	Cum Percent
.	69	.	.	.
0	469	88.83	469	88.83
1	28	5.30	497	94.13
2	20	3.79	517	97.92
3	11	2.08	528	100.00

Frequency Missing = 69

TOMMUS

To what extent has accidental urine loss and/or prolapse affected your

	Not at all	Slightly	Moderately	Greatly																														
D43. ...physical health?	0	1	2	3																														
<table border="1"> <thead> <tr> <th>PHYS_HEALTH</th> <th>Frequency</th> <th>Percent</th> <th>Cum Freq</th> <th>Cum Percent</th> </tr> </thead> <tbody> <tr> <td>.</td> <td>69</td> <td>.</td> <td>.</td> <td>.</td> </tr> <tr> <td>0</td> <td>486</td> <td>92.05</td> <td>486</td> <td>92.05</td> </tr> <tr> <td>1</td> <td>27</td> <td>5.11</td> <td>513</td> <td>97.16</td> </tr> <tr> <td>2</td> <td>10</td> <td>1.89</td> <td>523</td> <td>99.05</td> </tr> <tr> <td>3</td> <td>5</td> <td>0.95</td> <td>528</td> <td>100.00</td> </tr> </tbody> </table> <p>Frequency Missing = 69</p>					PHYS_HEALTH	Frequency	Percent	Cum Freq	Cum Percent	.	69	.	.	.	0	486	92.05	486	92.05	1	27	5.11	513	97.16	2	10	1.89	523	99.05	3	5	0.95	528	100.00
PHYS_HEALTH	Frequency	Percent	Cum Freq	Cum Percent																														
.	69	.	.	.																														
0	486	92.05	486	92.05																														
1	27	5.11	513	97.16																														
2	10	1.89	523	99.05																														
3	5	0.95	528	100.00																														
D44. ...sleep?	0	1	2	3																														
<table border="1"> <thead> <tr> <th>SLEEP</th> <th>Frequency</th> <th>Percent</th> <th>Cum Freq</th> <th>Cum Percent</th> </tr> </thead> <tbody> <tr> <td>.</td> <td>69</td> <td>.</td> <td>.</td> <td>.</td> </tr> <tr> <td>0</td> <td>449</td> <td>85.04</td> <td>449</td> <td>85.04</td> </tr> <tr> <td>1</td> <td>57</td> <td>10.80</td> <td>506</td> <td>95.83</td> </tr> <tr> <td>2</td> <td>12</td> <td>2.27</td> <td>518</td> <td>98.11</td> </tr> <tr> <td>3</td> <td>10</td> <td>1.89</td> <td>528</td> <td>100.00</td> </tr> </tbody> </table> <p>Frequency Missing = 69</p>					SLEEP	Frequency	Percent	Cum Freq	Cum Percent	.	69	.	.	.	0	449	85.04	449	85.04	1	57	10.80	506	95.83	2	12	2.27	518	98.11	3	10	1.89	528	100.00
SLEEP	Frequency	Percent	Cum Freq	Cum Percent																														
.	69	.	.	.																														
0	449	85.04	449	85.04																														
1	57	10.80	506	95.83																														
2	12	2.27	518	98.11																														
3	10	1.89	528	100.00																														
D45. How much does fear of odor restrict your activities?	0	1	2	3																														

ODOR_RTRCT	Frequency	Percent	Cum Freq	Cum Percent
.	70	.	.	.
0	432	81.97	432	81.97
1	62	11.76	494	93.74
2	19	3.61	513	97.34
3	14	2.66	527	100.00

Frequency Missing = 70

D46. How much does fear of embarrassment restrict your activities?

	0	1	2	3
--	---	---	---	---

EMBAR_RTRCT	Frequency	Percent	Cum Freq	Cum Percent
.	71	.	.	.
0	425	80.80	425	80.80
1	65	12.36	490	93.16
2	19	3.61	509	96.77
3	17	3.23	526	100.00

Frequency Missing = 71

In addition, does your problem with accidental urine loss and/or prolapse cause you to experience

	Not at all	Slightly	Moderately	Greatly
D47. ...nervousness or anxiety?	0	1	2	3

NERVOUS	Frequency	Percent	Cum Freq	Cum Percent
.	69	.	.	.
0	441	83.52	441	83.52
1	64	12.12	505	95.64
2	17	3.22	522	98.86
3	6	1.14	528	100.00

Frequency Missing = 69

D48. ...fear?

0

1

2

3

FEAR	Frequency	Percent	Cum Freq	Cum Percent
.	69	.	.	.
0	472	89.39	472	89.39
1	38	7.20	510	96.59
2	16	3.03	526	99.62
3	2	0.38	528	100.00

Frequency Missing = 69

D49. ...frustration?

0

1

2

3

FRUSTRATION	Frequency	Percent	Cum Freq	Cum Percent
.	69	.	.	.
0	408	77.27	408	77.27
1	75	14.20	483	91.48
2	35	6.63	518	98.11
3	10	1.89	528	100.00

Frequency Missing = 69

D50. ...anger?

	0	1	2	3
--	---	---	---	---

ANGER	Frequency	Percent	Cum Freq	Cum Percent
.	69	.	.	.
0	483	91.48	483	91.48
1	28	5.30	511	96.78
2	13	2.46	524	99.24
3	4	0.76	528	100.00

Frequency Missing = 69

D51. ...depression?

	0	1	2	3
--	---	---	---	---

DEPRESSION	Frequency	Percent	Cum Freq	Cum Percent
.	69	.	.	.
0	477	90.34	477	90.34
1	28	5.30	505	95.64
2	14	2.65	519	98.30
3	9	1.70	528	100.00

Frequency Missing = 69

D52. ...embarrassment?	0	1	2	3																														
<table border="1"><thead><tr><th>EMBARRASS</th><th>Frequency</th><th>Percent</th><th>Cum Freq</th><th>Cum Percent</th></tr></thead><tbody><tr><td>.</td><td>70</td><td>.</td><td>.</td><td>.</td></tr><tr><td>0</td><td>421</td><td>79.89</td><td>421</td><td>79.89</td></tr><tr><td>1</td><td>70</td><td>13.28</td><td>491</td><td>93.17</td></tr><tr><td>2</td><td>23</td><td>4.36</td><td>514</td><td>97.53</td></tr><tr><td>3</td><td>13</td><td>2.47</td><td>527</td><td>100.00</td></tr></tbody></table>					EMBARRASS	Frequency	Percent	Cum Freq	Cum Percent	.	70	.	.	.	0	421	79.89	421	79.89	1	70	13.28	491	93.17	2	23	4.36	514	97.53	3	13	2.47	527	100.00
EMBARRASS	Frequency	Percent	Cum Freq	Cum Percent																														
.	70	.	.	.																														
0	421	79.89	421	79.89																														
1	70	13.28	491	93.17																														
2	23	4.36	514	97.53																														
3	13	2.47	527	100.00																														
Frequency Missing = 70																																		

TOMMUS

Over the last 2 weeks, how often have you been bothered by any of the following problems? Please circle the number that indicates how often you have been bothered by each problem.

	Not at all	Several days	More than half the days	Nearly every day
E14. Little interest or pleasure in doing things	0	1	2	3

LITTLE_INT	Frequency	Percent	Cum Freq	Cum Percent
.	69	.	.	.
0	476	90.15	476	90.15
1	36	6.82	512	96.97
2	8	1.52	520	98.48
3	8	1.52	528	100.00

Frequency Missing = 69

	0	1	2	3
E15. Feeling down, depressed, or hopeless				

FEEL_DOWN	Frequency	Percent	Cum Freq	Cum Percent
.	70	.	.	.
0	447	84.82	447	84.82
1	55	10.44	502	95.26
2	14	2.66	516	97.91
3	11	2.09	527	100.00

Frequency Missing = 70

	0	1	2	3
E16. Trouble falling asleep or staying asleep, or sleeping too much				

TROUB_SLEEP	Frequency	Percent	Cum Freq	Cum Percent
.	68	.	.	.
0	388	73.35	388	73.35
1	81	15.31	469	88.66
2	27	5.10	496	93.76
3	33	6.24	529	100.00

Frequency Missing = 68

E17. Feeling tired or having little energy

0 1 2 3

FEEL_TIRED	Frequency	Percent	Cum Freq	Cum Percent
.	69	.	.	.
0	372	70.45	372	70.45
1	98	18.56	470	89.02
2	28	5.30	498	94.32
3	30	5.68	528	100.00

Frequency Missing = 69

E18. Poor appetite or overeating

0 1 2 3

POOR_APP	Frequency	Percent	Cum Freq	Cum Percent
.	68	.	.	.
0	428	80.91	428	80.91
1	52	9.83	480	90.74
2	26	4.91	506	95.65
3	23	4.35	529	100.00

Frequency Missing = 68

E19. Feeling bad about yourself – or that you are a failure or have let yourself or your family down

0

1

2

3

FEEL_BAD	Frequency	Percent	Cum Freq	Cum Percent
.	68	.	.	.
0	458	86.58	458	86.58
1	44	8.32	502	94.90
2	15	2.84	517	97.73
3	12	2.27	529	100.00

Frequency Missing = 68

E20. Trouble concentrating on things, such as reading the newspaper or watching television

0

1

2

3

TROU_CON	Frequency	Percent	Cum Freq	Cum Percent
.	69	.	.	.
0	472	89.39	472	89.39
1	33	6.25	505	95.64
2	14	2.65	519	98.30
3	9	1.70	528	100.00

Frequency Missing = 69

E21. Moving or speaking so slowly that other people could have noticed. Or the opposite – being so fidgety or restless that you have been moving around a lot more than usual

0

1

2

3

MOVE_SLOW	Frequency	Percent	Cum Freq	Cum Percent
.	68	.	.	.
0	500	94.52	500	94.52
1	15	2.84	515	97.35
2	10	1.89	525	99.24
3	4	0.76	529	100.00

Frequency Missing = 68

E22. Thoughts that you would be better off dead, or of hurting yourself in some way

0 1 2 3

DEAD_HURT	Frequency	Percent	Cum Freq	Cum Percent
.	68	.	.	.
0	513	96.98	513	96.98
1	8	1.51	521	98.49
2	6	1.13	527	99.62
3	2	0.38	529	100.00

Frequency Missing = 68

E23. If you circled 1, 2 or 3 for any of the above problems, how *difficult* have these problems made it for you to do your work, take care of things at home, or get along with other people?

- Not difficult at all 1
- Somewhat difficult 2
- Very difficult 3
- Extremely difficult..... 4

HOW_DIFF	Frequency	Percent	Cum Freq	Cum Percent
.	391	.	.	.

HOW_DIFF	Frequency	Percent	Cum Freq	Cum Percent
1	112	54.37	112	54.37
2	79	38.35	191	92.72
3	11	5.34	202	98.06
4	4	1.94	206	100.00

Frequency Missing = 391

TOMMUS

Section F: Sexual Activities

This section covers material that is sensitive and personal. Specifically, these questions ask about matters related to your sexual activity **in the past 6 months**. For some women, sexual activity is an important part of their lives; but for others it is not. Everyone has different ideas on the subject. To help us understand how your bladder problems might affect your sexual activity, we would like you to answer the following questions from your own personal viewpoint.

There are no right or wrong answers. Remember, your confidentiality is assured. While we hope you are willing to answer all of the questions, if there are questions you would prefer not to answer, you are free to skip them. Please select the most appropriate response to each question by circling the answer you choose. Remember these questions are only relevant to sexual activity **in the past six months**.

F1. **In the past 6 months**, have you engaged in sexual activities with a partner?

Yes 1 → **COMPLETE SECTION G BELOW**

No..... 2 → **SKIP TO PAGE 16 AND COMPLETE SECTION H**

SIX_MONTHS	Frequency	Percent	Cum Freq	Cum Percent
.	70	.	.	.
1	354	67.17	354	67.17
2	173	32.83	527	100.00

Frequency Missing = 70

Section G: FOR WOMEN WHO HAVE ENGAGED IN SEXUAL ACTIVITY WITH A PARTNER IN THE LAST 6 MONTHS

G1. How frequently do you feel sexual desire? This feeling may include wanting to have sex, planning to have sex, feeling frustrated due to lack of sex, etc.

Always Usually Sometimes Seldom Never
 1 2 3 4 5

FREQ_DES	Frequency	Percent	Cum Freq	Cum Percent
.	243	.	.	.
1	29	8.19	29	8.19
2	110	31.07	139	39.27
3	147	41.53	286	80.79
4	54	15.25	340	96.05
5	14	3.95	354	100.00

Frequency Missing = 243

G2. Do you climax (have an orgasm) when having sexual intercourse with your partner?

Always 1 Usually 2 Sometimes 3 Seldom 4 Never 5

CLIMAX	Frequency	Percent	Cum Freq	Cum Percent
.	244	.	.	.
1	63	17.85	63	17.85
2	136	38.53	199	56.37
3	89	25.21	288	81.59
4	46	13.03	334	94.62
5	19	5.38	353	100.00

Frequency Missing = 244

G3. Do you feel sexually excited (turned on) when having sexual activity with your partner?

Always 1 Usually 2 Sometimes 3 Seldom 4 Never 5

SEX_EXCIT	Frequency	Percent	Cum Freq	Cum Percent
.	244	.	.	.
1	116	32.86	116	32.86
2	137	38.81	253	71.67
3	58	16.43	311	88.10
4	32	9.07	343	97.17
5	10	2.83	353	100.00

Frequency Missing = 244

G4. How satisfied are you with the variety of sexual activities in your current sex life?

Always 1 Usually 2 Sometimes 3 Seldom 4 Never 5

SATIS_SEX	Frequency	Percent	Cum Freq	Cum Percent
.	245	.	.	.
1	105	29.83	105	29.83
2	137	38.92	242	68.75
3	63	17.90	305	86.65
4	33	9.38	338	96.02
5	14	3.98	352	100.00

Frequency Missing = 245

G5. Do you feel pain during sexual intercourse?

Always Usually Sometimes Seldom Never
 1 2 3 4 5

PAIN_SEX	Frequency	Percent	Cum Freq	Cum Percent
.	245	.	.	.
1	13	3.69	13	3.69
2	14	3.98	27	7.67
3	61	17.33	88	25.00
4	97	27.56	185	52.56
5	167	47.44	352	100.00

Frequency Missing = 245

G6. Are you incontinent of urine (leak urine) with sexual activity?

Always Usually Sometimes Seldom Never
 1 2 3 4 5

INCON_SEX	Frequency	Percent	Cum Freq	Cum Percent
.	244	.	.	.
1	3	0.85	3	0.85
2	7	1.98	10	2.83
3	16	4.53	26	7.37
4	42	11.90	68	19.26
5	285	80.74	353	100.00

Frequency Missing = 244

G7. Does fear of incontinence (either urine or stool) restrict your sexual activity?

Always Usually Sometimes Seldom Never
 1 2 3 4 5

FEAR_SEX	Frequency	Percent	Cum Freq	Cum Percent
.	244	.	.	.
1	3	0.85	3	0.85
2	6	1.70	9	2.55
3	15	4.25	24	6.80
4	33	9.35	57	16.15
5	296	83.85	353	100.00

Frequency Missing = 244

G8. Do you avoid sexual intercourse because of bulging in the vagina (either the bladder, rectum or vagina falling out)?

Always Usually Sometimes Seldom Never
 1 2 3 4 5

AVOID_SEX	Frequency	Percent	Cum Freq	Cum Percent
.	246	.	.	.
3	8	2.28	8	2.28
4	4	1.14	12	3.42
5	339	96.58	351	100.00

Frequency Missing = 246

G9. When you have sex with your partner, do you have negative emotional reactions such as fear, disgust, shame or guilt?

Always Usually Sometimes Seldom Never
 1 2 3 4 5

NEG_SEX	Frequency	Percent	Cum Freq	Cum Percent
.	244	.	.	.
1	1	0.28	1	0.28
2	5	1.42	6	1.70
3	27	7.65	33	9.35
4	25	7.08	58	16.43
5	295	83.57	353	100.00

Frequency Missing = 244

G10. Does your partner have a problem with erections that affects your sexual activity?

Always Usually Sometimes Seldom Never
 1 2 3 4 5

ERECT_SEX	Frequency	Percent	Cum Freq	Cum Percent
.	247	.	.	.
1	9	2.57	9	2.57
2	18	5.14	27	7.71
3	44	12.57	71	20.29
4	51	14.57	122	34.86
5	228	65.14	350	100.00

Frequency Missing = 247

G11. Does your partner have a problem with premature ejaculation that affects your sexual activity?

Always Usually Sometimes Seldom Never
 1 2 3 4 5

PE_SEX	Frequency	Percent	Cum Freq	Cum Percent
.	246	.	.	.
1	3	0.85	3	0.85
2	6	1.71	9	2.56
3	24	6.84	33	9.40
4	40	11.40	73	20.80
5	278	79.20	351	100.00

Frequency Missing = 246

G12. Compared to orgasms you have had in the past, how intense are the orgasms you have had in the past 6 months?

Much less intense Less intense Same intensity More intense Much more intense
 1 2 3 4 5

ORGAS_SEX	Frequency	Percent	Cum Freq	Cum Percent
.	249	.	.	.
1	27	7.76	27	7.76
2	40	11.49	67	19.25
3	238	68.39	305	87.64
4	36	10.34	341	97.99
5	7	2.01	348	100.00

Frequency Missing = 249

YOU ARE DONE WITH THIS QUESTIONNAIRE. THANK YOU.

Section H: FOR WOMEN WHO REPORT NO SEXUAL ACTIVITY WITH A PARTNER IN THE LAST 6 MONTHS

H1. Do you have a partner at this time?

- Yes 1
- No 2

PARTNER	Frequency	Percent	Cum Freq	Cum Percent
.	428	.	.	.
1	69	40.83	69	40.83
2	100	59.17	169	100.00

Frequency Missing = 428

H2. How frequently do you feel sexual desire? This feeling may include wanting to have sex, planning to have sex, feeling frustrated due to lack of sex, etc.

- Always
1
- Usually
2
- Sometimes
3
- Seldom
4
- Never
5

FREQ_DES_2	Frequency	Percent	Cum Freq	Cum Percent
.	440	.	.	.
1	4	2.55	4	2.55
2	6	3.82	10	6.37
3	64	40.76	74	47.13
4	48	30.57	122	77.71
5	35	22.29	157	100.00

Frequency Missing = 440

H3. How satisfied are you with the variety of sexual activities in your current sex life?

- Always
1
- Usually
2
- Sometimes
3
- Seldom
4
- Never
5

SATIS_SEX_2	Frequency	Percent	Cum Freq	Cum Percent
.	459	.	.	.
1	19	13.77	19	13.77
2	25	18.12	44	31.88

SATIS_SEX_2	Frequency	Percent	Cum Freq	Cum Percent
3	17	12.32	61	44.20
4	22	15.94	83	60.14
5	55	39.86	138	100.00

Frequency Missing = 459

H4. Does fear of pain during sexual intercourse restrict your activity?

Always Usually Sometimes Seldom Never
 1 2 3 4 5

PAIN_SEX_2	Frequency	Percent	Cum Freq	Cum Percent
.	451	.	.	.
1	5	3.42	5	3.42
2	8	5.48	13	8.90
3	5	3.42	18	12.33
4	8	5.48	26	17.81
5	120	82.19	146	100.00

Frequency Missing = 451

H5. Does fear of incontinence (either stool or urine) during sexual intercourse restrict your sexual activity?

Always Usually Sometimes Seldom Never
 1 2 3 4 5

INCON_SEX_2	Frequency	Percent	Cum Freq	Cum Percent
.	450	.	.	.
1	3	2.04	3	2.04
2	2	1.36	5	3.40
3	5	3.40	10	6.80
4	11	7.48	21	14.29
5	126	85.71	147	100.00

Frequency Missing = 450

H6. Do you avoid sexual intercourse because of bulging in the vagina (either the bladder, rectum or vagina falling out)?

Always Usually Sometimes Seldom Never
 1 2 3 4 5

AVOID_SEX_2	Frequency	Percent	Cum Freq	Cum Percent
.	450	.	.	.
1	3	2.04	3	2.04
3	1	0.68	4	2.72
5	143	97.28	147	100.00

Frequency Missing = 450

YOU ARE DONE WITH THIS QUESTIONNAIRE. THANK YOU.

TOMMUS